

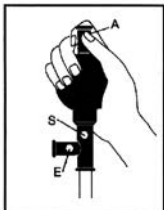
# INSTRUCTIONS



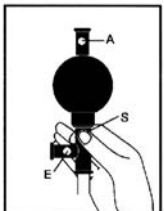
## Pipette Filler

Catalog No. F37881-0001

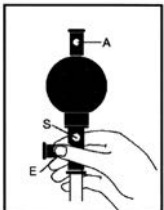
This Pipette Filler may be used single-handedly. The valves operate through distortion of the casing, therefore a precise pressure is unnecessary. To Use: Follow step 1-4



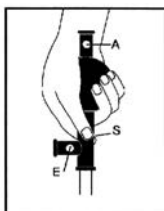
Step 1. Insert the pipette into the tapered holder. Press valve control pad (A); Squeeze bulb to expel air; release control pad (A); bulb remains depressed.



Step 2. Squeeze pad (S) to aspirate.



Step 3. Squeeze pad (E) to dispense liquid by gravity.



Step 4. To dispense under pressure, squeeze pad (A), allowing the bulb to reinflate, then press pad (S) while squeezing bulb to dispense.

### BEL-ART PRODUCTS

WAYNE, NJ 07470 USA

TEL: 973 694-0500 • FAX: 973 694-7199 • [www.belart.com](http://www.belart.com)

93788-1002

Scienceware® is a reg. TM of Bel-Art Products

Bel-Art Products assumes no obligation or liability for any advice furnished by it, or for results obtained with respect to these products. All such advice is given and accepted at the buyer's risk.

07/03



## Pipette Washing is "Automatic" with the TRIO

Catalog No. F17121-0000



- w **Filling & Rinsing are Automatic**
- w **No Fear of "Back Flushing"**
- w **Both Rinsing Basket and Soak & Storage Jar are Included**
- w **For Pipettes Up To 46cm (18")**
- w **Polyethylene Withstands All Common Cleaning Solutions – Including Sulfuric Acid & Dichromate**

### BEL-ART PRODUCTS

TEL: 1-800-4BEL-ART • FAX: 973 694-7199 • [www.belart.com](http://www.belart.com)