


Cleaning Guidelines

You can wash these bottles with any mild, non-abrasive detergent, such as Aquet® Liquid Laboratory Detergent (Cat. # F17094-0030 and F17094-0020). Rinse thoroughly with distilled water. To avoid scratching the plastic or the printing, do not use abrasive cleaners or scouring pads. Do not autoclave these bottles.

NOTICE: Periodically inspect the wash bottles for signs of stress such as cracking, crazing, or whitening of the plastic. When signs of stress are detected, discontinue use and dispose in a manner consistent with federal, state, and local regulations.



I N S T R U C T I O N S



Right-to-Know, Safety-Vented™ Wash Bottles with GHS Labeling Catalog No. F12416/12432-series

These wash bottles display GHS pictogram(s) and signal word to comply with requirements of Globally Harmonized System of Classification and Labeling of Chemicals (GHS) and the Occupational Health and Safety Administration's Hazard Communication Standard (HazCom 2012) for workplace labeled containers as described in 29 CFR 1910.1200. These bottles also display chemical name and formula, full color NFPA diamond, Chemical Abstract System (CAS) number, recommended protective equipment, and affected organs.

Bottles are made of easy to squeeze, translucent, low-density polyethylene (LDPE) with safety-vented polypropylene caps, with the following exceptions:

- Sodium hypochlorite (Bleach) bottles are white
- Toluene bottles are red

Chemical	500ml (16oz)	1000ml (32oz)	Bottle Cap Color
Assortment Pack*	F12416-0050	F12432-0050	–
Acetone	F12416-0001	F12432-0001	Red
Dichloromethane	F12416-0002	N/A	Yellow
Deionized Water	F12416-0003	N/A	Blue
Distilled Water	F12416-0004	F12432-0004	Blue
Ethyl Acetate	F12416-0007	N/A	Green
Isopropanol	F12416-0008	F12432-0008	Yellow
Machine Oil	F12416-0010	N/A	Natural
Methanol	F12416-0011	F12432-0011	Green
Methyl Ethyl Ketone**	F12416-0012	N/A	Green
Isotonic Saline	F12416-0013	N/A	Natural
Sodium Hypochlorite (Bleach)	F12416-0015	F12432-0015	Yellow
Toluene**	F12416-0016	N/A	Red
Water	F12416-0017	N/A	Blue
Ethanol	F12416-0019	F12432-0019	Natural

* Assortment Pack contains one each of the following: Acetone, Isopropanol, Bleach, and Ethanol.

** Non-Vented

The venting fitting is an anti-siphoning device that prevents volatile liquids from percolating up through the stem and dripping out of the tip when there is a change in atmospheric pressure or temperature. Additionally, this venting fitting allows the wash bottle to dispense liquids with the bottle in an inverted position.

661 Route 23 South, Wayne, NJ 07470

TEL: 1-800-4BEL-ART • FAX: 973-694-7199 • www.belart.com

Scienceware® is a registered TM of Bel-Art Products.
Bel-Art Products assumes no obligation or liability for any advice furnished by it, or for results obtained with respect to these products. All such advice is given and accepted at the buyer's risk.
© 2015 Bel-Art Products. All Rights Reserved.



912432021 - 01/15

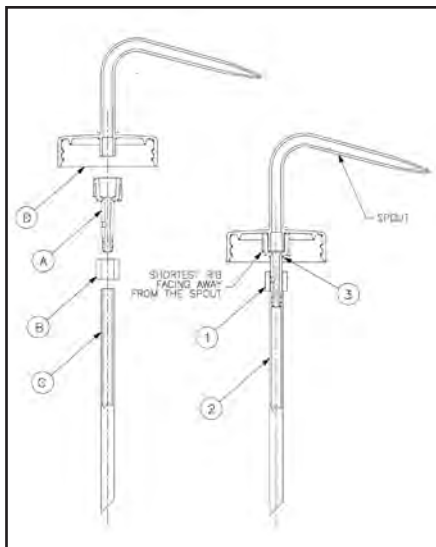


Assembly Directions:

The venting fitting is in three pieces: (A) the stem, (B) the slide valve and (C) the tube. These three pieces will be assembled and attached to underside of the cap (D).*

1. Assemble the slide valve (B) onto the narrow end of the stem (A). Insure it moves freely.
2. Press the square cut end of the tube (C) onto the narrow end of the stem (A) to retain the slide valve (B) on the stem. The square cut end of the tube must be pressed until it stops at the slightly wider mid section of the stem.
3. Press the stem (A) onto the the underside of the wash bottle cap (D). The shortest of the four ribs on the wide end of the stem should be facing away from the direction of the spout tip.
4. Screw the cap and assembled venting fitting and tube securely onto the bottle neck.

* For non-vented products, attach square cut end of tube to underside of cap and secure to bottle



NOTE: High vapor pressure liquids may exhibit some dripping when the bottle is first filled and capped. To prevent this from happening screw the cap on loosely and wait a short time before tightening.

See bottle diagram on back page for section A-D reference

Section A: Chemical Identification

The name of the chemical, ICS (International Chemical Society) formula, U.S. DOT, OSHA, and CAS (Chemical Abstract Service) reference number are clearly identified.

Section B: GHS Pictograms and Meanings.



Explosion Bomb:
This chemical can blow up.



Flame:
Flammable chemicals can catch fire easily and burst into flames.



Corrosion:
Corrosive chemicals can cause serious damage to skin and eyes. They can also damage clothing, metal, and work surfaces.



Gas Cylinder:
This chemical can explode, rocket, or harm health if the cylinder is heated, ruptured, or leaking.



Flame Over Circle:
Oxidizing chemicals can react with other materials causing them to burn or explode.



Health Hazard:
Prolonged exposure to this chemical may cause health problems such as cancer or birth defects. Some chemicals may cause asthma or damage to specific organs of the body.



Exclamation Mark:
This chemical may cause immediate health effects such as skin rashes or respiratory irritation. Some chemicals may damage the ozone layer.



Skull and Crossbones:
Exposure to this chemical can cause immediate and possibly serious health problems.



Environment:
This chemical can kill fish and other life that live in the water. (Optional under OSHA HazCom 2012)

Signal Word:

The signal word (Danger or Hazard) is used to alert the user to potential hazard and is determined by the hazard class and category of the chemical.

Section C: Fire Hazards


The diamond indicates U.S. standard NFPA (National Fire Protection Association) codes that rank hazards according to the chemical's reactivity to the presence of fire. The red, yellow, and blue diamonds use a rating scale of 0 to 4, with 4 representing the greatest hazard and 0 the least. The bottom diamond contains special pictograms as needed.

Top Diamond (Red): Fire Hazard and Flash Point

- 4 - Very flammable; Below 21°C/70°F
- 3 - Ignites under normal temperature conditions; Below 38°C/100°F
- 2 - Ignites with moderate heating; Below 93°C/200°F
- 1 - Ignites when preheated; Above 93°C/200°F
- 0 - Will not ignite (Non-flammable)

Right-hand Diamond (Yellow): Reactivity

- 4 - Explosive
- 3 - Shock and heat may detonate
- 2 - Violent change may occur
- 1 - Unstable if heated
- 0 - Normally stable



Left-hand Diamond (Blue): Health Hazard

- 4 - Deadly
- 3 - Extremely Hazardous
- 2 - Hazardous
- 1 - Slightly Hazardous
- 0 - Normal Material

Bottom Diamond (Uncolored/White): Specific Hazard

- OXY - Oxidizer
- ACID - Acid
- ALK - Alkali
- COR - Corrosive
- W - Water Reactive, use NO WATER
- ☼ - Radiation Hazard

Section D: Target Organs, Effects and Route of Entry

Additional information required by OSHA Hazard Communication Standard.

Appropriate Target Organs and Effects labels:

Lungs; heart; kidney; eyes; skin; prostate; blood; liver; central nervous system; cardiovascular system; mucous membranes; autonomic nervous system; respiratory system.

Recommended Protective Equipment:

Goggles; shield; lab coat; vent hood; proper gloves; extinguisher.

The Safety-Vented™ Wash Bottles are for dispensing only, NOT for storage. Contents of wash bottles should be emptied daily (not retained overnight).

Important Note!

Consult your chemical Safety Data Sheet (SDS) for additional information and instructions.