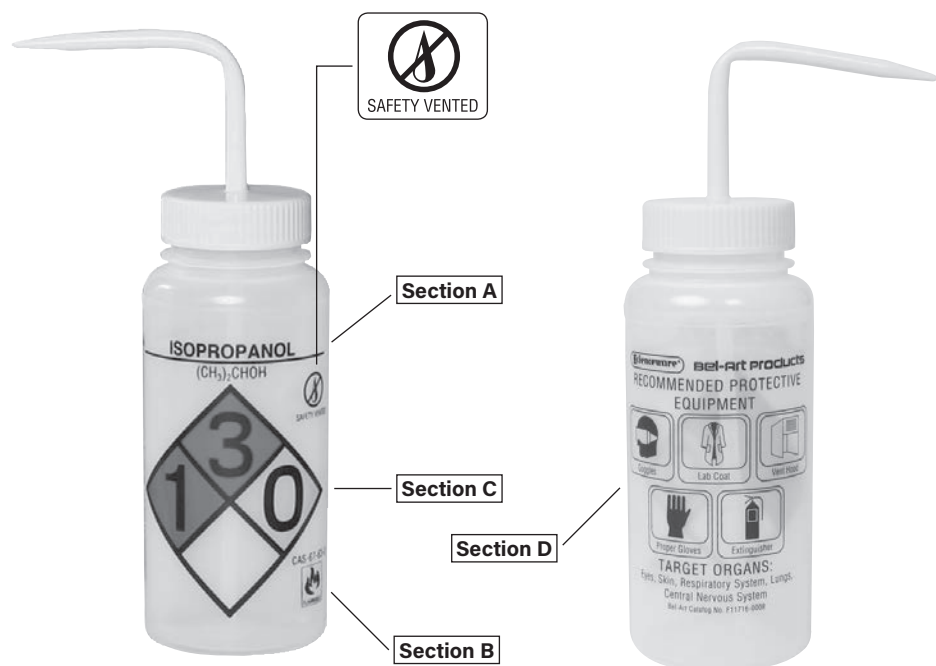


Cleaning Guidelines

You can wash these bottles with any mild, non-abrasive detergent, such as Aquet® Liquid Laboratory Detergent (Cat. # F17094-0030 and F17094-0020). Rinse thoroughly with distilled water. To avoid scratching the plastic or the printing, do not use abrasive cleaners or scouring pads. Do not autoclave these bottles.

NOTICE: Periodically inspect the wash bottles for signs of stress such as cracking, crazing, or whitening of the plastic. When signs of stress are detected, discontinue use and dispose in a manner consistent with federal, state, and local regulations.



I N S T R U C T I O N S



Safety-Vented™ Right-To-Know Wash Bottles

Catalog No. F11816/832/808-series

These wash bottles feature codes and symbols for handling hazardous chemicals in an easily recognized format. They are ready for use when you transfer common laboratory chemicals from the manufacturer's containers.

Bottles are made of translucent low-density polyethylene (LDPE) with vented polypropylene closure, with the following exceptions:

- Sodium hypochlorite (Bleach) bottles have a white LDPE bottle
- Toluene bottles have a red LDPE bottle

Scienceware® Safety-Vented™ Right-To-Know Wash Bottles Catalog Numbers and Sizes

CHEMICAL	250ml (8oz)	500ml (16oz)	1000ml (32oz)	Color-Coded Caps
Assortment Pack*	F11808-0050	F11816-0050	N/A	-
Acetone	F11808-0001	F11816-0001	F11832-0001	Red
Distilled Water	F11808-0004	F11816-0004	F11832-0004	Blue
Ethanol	F11808-0019	F11816-0019	F11832-0019	Natural
Ethyl Acetate	N/A	F11816-0007	N/A	Green
Isopropanol	F11808-0008	F11816-0008	F11832-0008	Yellow
Label Your Own Bottle (LYOB)	F11808-0009	F11816-0009	F11832-0009	Natural
Methanol	F11808-0011	F11816-0011	F11832-0011	Green
Methyl Ethyl Ketone	N/A	F11816-0012	F11832-0012	Green
Sodium Hypochlorite (Bleach)	F11808-0015	F11816-0015	F11832-0015	Yellow

* Assortment Pack contains one each of the following: Acetone, Ethanol, Isopropanol, Distilled Water, Bleach, and LYOB.

The venting fitting is an anti-siphoning device that prevents volatile liquids from percolating up through the stem and dripping out of the tip when there is a change in atmospheric pressure or temperature. Additionally, this venting fitting allows the wash bottle to dispense liquids with the bottle in an inverted position.

Let others know what you think. Write a product review at www.belart.com

661 Route 23 South, Wayne, NJ 07470

TEL: 973-694-0500 • FAX: 973-694-7199 • www.belart.com

Bel-Art – SP Scienceware assumes no obligation or liability for any advice furnished by it, or for results obtained with respect to these products.

All such advice is given and accepted at the buyer's risk.

© 2018. All Rights Reserved.

Bel-Art® – SP Scienceware® is a division of SP Industries, Inc.



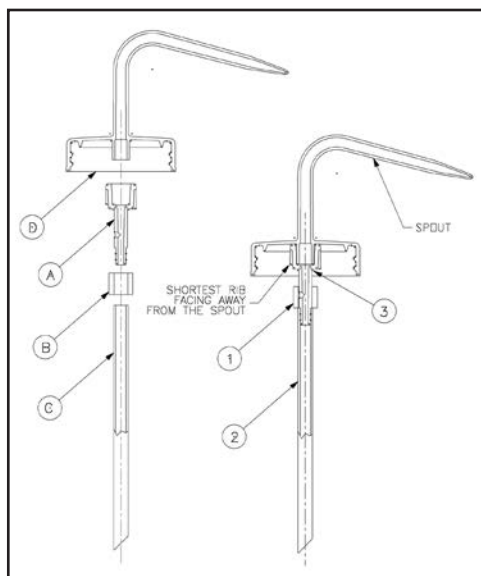
911816200 – 11/18



Assembly Directions:

The venting fitting is in three pieces: (A) the stem, (B) the slide valve and (C) the tube. These three pieces will be assembled and attached to underside of the cap (D).

1. Assemble the slide valve (B) onto the narrow end of the stem (A).
2. Press the square cut end of the tube (C) onto the narrow end of the stem (A) to retain the slide valve (B) on the stem. The square cut end of the tube must be pressed past the two ribs on the narrow end of the stem (A) until it stops at the slightly wider mid section of the stem.
3. Press the large, wide end of the stem (A) onto the center boss on the underside of the wash bottle cap (D). The shortest of the four ribs on the wide end of the stem should be facing away from the direction of the spout tip.
4. Screw the cap and assembled venting fitting and tube securely onto the bottle neck.



NOTICE: Consult appropriate Material Safety Data Sheet (MSDS) for additional information and instructions.

Section C: Fire Hazards

The diamond indicates U.S. standard NFPA (National Fire Protection Association) codes that rank hazards according to the chemical's reactivity to the presence of fire. The red, yellow, and blue diamonds use a rating scale of 0 to 4, with 4 representing the greatest hazard and 0 the least. The bottom diamond contains special pictograms as needed.


Top Diamond (Red):

Fire Hazard and Flash Point

- 4 - Very flammable; Below 21°C/70°F
- 3 - Ignites under normal temperature conditions; Below 38°C/100°F
- 2 - Ignites with moderate heating; Below 93°C/200°F
- 1 - Ignites when preheated; Above 93°C/200°F
- 0 - Will not ignite (Non-flammable)

Right-hand Diamond (Yellow): Reactivity

- 4 - Explosive
- 3 - Shock and heat may detonate
- 2 - Violent change may occur
- 1 - Unstable if heated
- 0 - Normally stable



Left-hand Diamond (Blue): Health Hazard

- 4 - Deadly
- 3 - Extremely Hazardous
- 2 - Hazardous
- 1 - Slightly Hazardous
- 0 - Normal Material

Bottom Diamond (Uncolored/White): Specific Hazard

- OXY - Oxidizer
- ACID - Acid
- ALK - Alkali
- COR - Corrosive
- W - Water Reactive, use NO WATER
- ☣ - Radiation Hazard

The Safety-Vented™ Wash Bottles are for dispensing only, NOT for storage. Contents of wash bottles should be emptied daily (not retained overnight).

NOTE: High vapor pressure liquids may exhibit some dripping when the bottle is first filled and capped. To prevent this from happening screw the cap on loosely and wait a short time before tightening.

See bottle diagram on back page for section A-D reference

Section A: Chemical Identification

The name of the chemical, ICS (International Chemical Society) formula, U.S. DOT, OSHA, and CAS (Chemical Abstract Service) reference number are clearly identified.

Section B: Hazard Codes

The primary hazards are represented by the appropriate symbol.



Toxic: Any chemical or material that has proven to be an acute or chronic health hazard.



Oxidizer (or Oxidizing Material): A substance that yields oxygen readily to enhance or accelerate the combustion of organic material.



Corrosive: A chemical that causes visible destruction of, or irreversible alterations in, living tissue by chemical action at the site of contact; also a material that causes severe corrosion of steel.



Flammable: Any solid, liquid, vapor or gas that ignites easily and burns rapidly.



Explosive: Any material that produces a sudden, almost instantaneous release of pressure, gas or heat when subjected to sufficient abrupt shock, pressure or temperature.



Irritant: Any non-corrosive material that causes a reversible inflammatory effect on living tissue by chemical action at the site of contact as a function of concentration or exposure duration.

Section D: Target Organs, Effects and Route of Entry

Additional information required by OSHA Hazard Communication Standard.

Appropriate Target Organs and Effects labels:

Lungs; heart; kidney; eyes; skin; prostate; blood; liver; central nervous system; cardiovascular system; mucous membranes; autonomic nervous system; respiratory system.

Recommended Protective Equipment:

Goggles; shield; lab coat; vent hood; proper gloves; extinguisher.